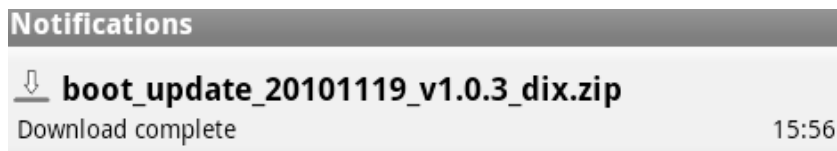



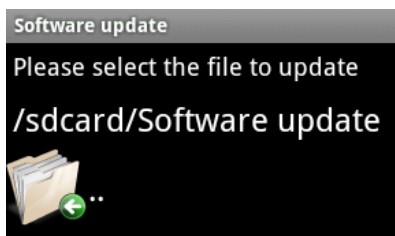
Advent Vega Update

To update your Advent Vega to the latest version, please follow the steps below:

- Open **Browser** on the Advent Vega and visit www.myadventvega.co.uk
- Tap the **downloads** section and under **Software**, download the latest **System Update Image**
 - This will start the download – you can track the progress by checking the notification area by dragging down from the top of the Vega screen.



- Once downloaded, tap the **Home** icon  then **Settings, Software Tool** then **Software Update**
- Tap on the **..** button shown below, then tap the **download** folder and then tap on the Update file downloaded above



- You will get a warning box appear as shown below. Tap **Accept** – Your Vega will automatically restart and install the update.

